



PROCESS CONTROL EQUIPMENT

Valve and automation experts



Company Overview 2021



**Founded in 1980,
PCE is amongst
the largest,
independently
owned stockists
and distributors of
valves, actuators,
instrumentation,
and automation
packages across the
UK and Europe.**

With worldwide sourcing and distribution agreements. PCE are able to provide quality products and our proven commitment to stockholding allows our customers to enjoy competitive pricing and real availability.

Our aim is to develop long-term relationships with our customers to gain a better understanding of their operational requirements.


At PCE we are proud of our reputation for reliability and attention to detail, working with customers to deliver cost effective solutions.





In a competitive world, any number of companies can supply valves, actuators, and instrumentation. At PCE we understand the cost and pressure caused by downtime or limited working.

For many customers, even those hundreds of miles away, we are the local supplier sourcing the best products at the right price. It is a status we are proud to maintain and proves that it is possible to build a significant business yet retain the personal touch.





At PCE we supply manual valves, actuated valves and a full range of instrumentation tube, fittings, and accessories from stock.

We also specialise in bulk project orders where our attention to detail ensures on time delivery with first class document control. Our stringent QA system eliminates any potential issues for our clients and removes the risk of downtime.


Since our foundation we have never lost sight of the fact that it is our service and commitment to customers which distinguishes us from our competitors.

The loyalty and dedication of our team is a key driving force to our business. Highly skilled and experienced, many of our team members have been with the company since its infancy.

Our automation experts provide quality products; the right valve, with the right actuator, ensuring one point of responsibility.



We run state-of-the-art in house testing with our own pressure test equipment where we can test valves up to 1500lb. We also operate our own in-house valve modification shop for quick turnaround requirements. PCE has six fully operational valve automation centres where we have been actuating valves for over 30 years.



Testing Capabilities

- Pneumatic testing
- Hydro-static testing
- Nitrogen testing (high and low pressure)
- PMI (positive material identification)
- Valve packaging and gasket changes
- Valve automation
- Valve extensions
- Valve ends machined - SW/ NPT - General end/RF
- General end/ RTJ
- Gear boxes fitted
- Chain wheels fitted
- Valves degreased for oxygen
- Radiography
- Dye penetration testing
- Magnetic particle inspection
- Butt weld schedule machine

Our valve core product lines include gate, globe, check, ball, and triple offset butterfly valves all held in a wide variety of materials and sizes.



Floating ball valves

Reduced bore and full-bore valves with one, two or three piece construction, straight through and three-way design. (L-port and T-port) 1/2" - 12"

Class

150lb - 2500lb, PN16-PN40 flanged raised face, ring type joint, socket weld, butt weld and screwed

Materials

A105N, WCB, LCB, CF3, CF8M, Monel, Hastelloy, Alloy 20, Duplex and Super Duplex

Seats

Virgin PTFE, Glass reinforced PTFE, Peek and Carbon-filled Graphite

Test

BS6755 Part 1, BS6755 Part 2 and DIN3230



Trunnion mount ball valves

Reduced bore and full-bore trunnion mount ball valves, double block and bleed, three-piece construction. 1" -24"

Class

150lb - 2500lb, flanged raised face, ring type joint, and butt weld

Materials

A105N, WCB, LCB, CF3, CF8M, Monel, Hastelloy, Alloy 20, Duplex and Super Duplex

Seats

Reinforced PTFE, Peek, Nylon and Kel-F

Design

API 6D, BS5351, ANSI, B16.34

Test

API 6FS & BS6755 part 2 (equivalent to API 607)



Cast steel gate, globe and check valves

Gate, globe, and check valves, outside screw and yoke, bolted bonnet, rising stem. 2" - 36"

Class

150lb - 2500lb, flanged raised face, ring type joint and butt weld

Materials

WCB, LCB, LCC, WC6, WC9, C5, C12 and C12A

Design

Gate valves BS1414, API 600, ANSI B16.34

Globe valves BS1873, ANSI B16.34

Swing check valves BS1868 ANSI B16.34

Test

BS6755 Part 1 and API 598



Forged steel gate, globe, and check valves

Gate, globe, piston check, ball check and swing check valves.
1/4" - 2"

Class

150lb - 2500lb, flanged raised face, ring type joint, screwed, socket weld and butt weld

Materials

A105N, LF2, F1, F5, F11, F33, F304, F340L, F316, F321 and F347

Design

API 602, BS5352, ANSI B16.25 ANSI B1.20.1

Test

BS6755 Part 1 and API 598



Cast stainless steel gate, globe and check valves

Gate, globe, and swing check valves 1/2"-24"

Class

150lb, 300lb and 600lb flanged raised face and butt weld

Materials

CF8M, CF3M, CF3, CF8C, C8 and Inconel

Design

API 600, API 603, ANSI B16.10 ANSI 16.34 and ANSI B16.5 RF

Test

BS6755 Part 1 and API 598



Dual plate check valves

Dual plate check valves wafer pattern, lugged and flanged

Class

150lb, 300lb, 600lb, 900lb, 1500lb and 2500lb

Materials

WCB, CF8M, Duplex, Super Duplex, Monel and Hastelloy

Design

Metal, PTFE, Buna, Viton

Test/ Design

ANSI B16.34 and API 594



Metal and graphite seated ball valves

Ball valve full bore 2-piece body

Class

150lb - 300lb raised face

Materials

WCB, CF8M

Seats

Metal seats

Hard faced with Ni Cr alloy type 316 and Inconel

X-750 seat spring

Ideally suited to highly abrasive surfaces

Graphite seats

Hard graphite with stainless steel retainer rings and flexible graphite gaskets

Recommended for low abrasive surfaces

Design

ANSI B16.34, ANSI B16.10, ANSI B16.5

Maximum temperature 450



Butterfly valves

Butterfly valves wafer pattern, lugged, fully lugged, double flanged and high performance (double and triple offset disc) 2" - 42"

Class

150lb, 300LB, PN10 AND PN16

Materials

Cast iron, ductile iron, WCB, CF8M, low alloy and aluminium bronze

Design

BS5155 API 609 DIN3202K1

Fire safe available on high performance butterfly valves



Actuation

Pneumatic

Scotch yoke, rack and pinion, and linear actuators, double acting and spring return

Electric

Multi turn and quarter turn AC and DC voltage, weatherproof, explosion proof and fire safe etc

Gear boxes

Quarter turn and multi turn

Chain wheels

Safety chain wheels and hammer blow chain wheels



Accessories

Switch boxes
Solenoid valves
Filter valves
Filter regulators
Positioners
Quick exhaust valves
De-clutchable gear operators



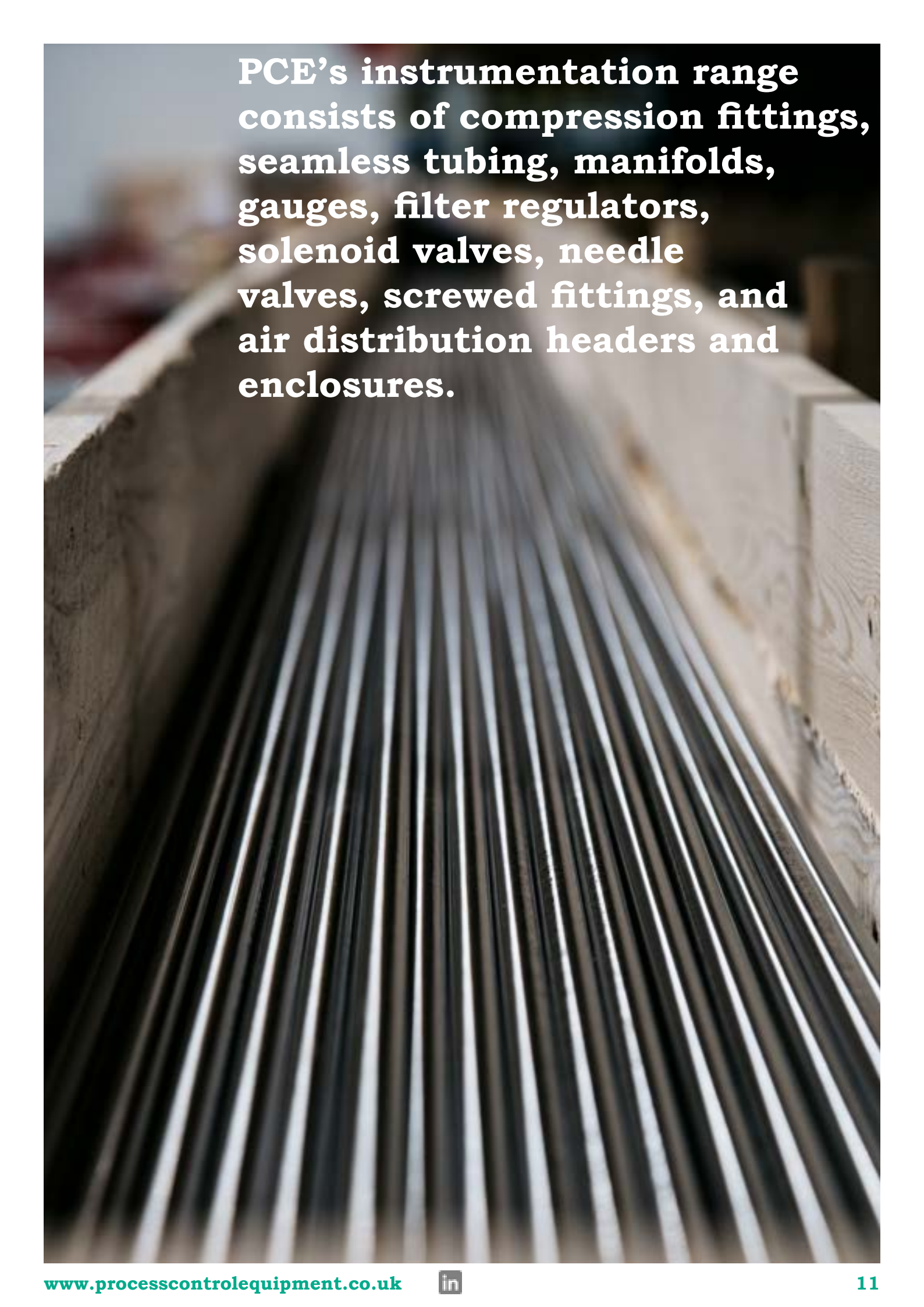
Special applications

- Garlock EVSP 9000 packing
- Jacketed valves
- By-passes
- Bellow sealed gate and globe valves
- Valves cleaned for oxygen
- Chain wheels
- Cryogenic valves
- Trim changes
- Interlocks
- Gear operators
- Extended bonnets

Also available

- Diaphragm valves
- Parallel slide valves
- Hygienic valves
- Single and dual plate wafer pattern check valves
- Brass, carbon steel and stainless steel non fire safe ball valves
- A full range of instrument tubing
- Stainless steel twin ferrule fittings
- Manifolds
- Air distribution manifolds
- Gauges
- Solenoid valves
- Brass compression fittings
- Instrument enclosures





PCE's instrumentation range consists of compression fittings, seamless tubing, manifolds, gauges, filter regulators, solenoid valves, needle valves, screwed fittings, and air distribution headers and enclosures.

Instrument tubing

1/8" OD up to 1" OD and 3mm OD up to 25mm OD, various wall thickness

Materials

- Stainless steel
- Copper
- PVC coated copper
- Nylon
- Polyethylene
- PVC
- PTFE

Multi bore PVC coated nylon and polythene 1, 3, 5, 7, 12, and 19 way

Steam/ electrical traced copper and stainless-steel tubing



Fittings

- Stainless steel compression fittings
- Metric and imperial
- Single ferrule and twin ferrule
- Brass compression fittings
- Push in fittings
- Plastic, nickel-plated brass and stainless steel
- Screwed and socket weld stainless steel 316 fittings
- 150lb, 3000lb and 6000lb



Valves

Ball valves 1, 2 and 3-piece design, brass, carbon steel and stainless steel, full bore and reduced bore

Needle valves carbon steel, stainless steel, 6000 PSI and 100000 PSI

Check valves in-line popper type screwed and compression ends

Manifolds 2 valve, 3 valve, and 5 valve remote and direct mount and mono flanges



Filter regulators

1/4" up to 1" screwed relieving and non-relieving aluminium and stainless-steel construction



Gauges

Full range of pressure and temperature gauges available in various materials to suit a variety of applications

Gauge adaptors, syphons and snubbers to suit the above gauges



Solenoid valves

2-way, 3-way and 5-way solenoid valves, bodies in brass, aluminium and stainless steel for a wide variety of applications with safe or hazardous area construction



Air distribution manifolds and condensate pots

Air distribution manifolds with ball or needle valve inlet and outlet, stainless steel, brass and carbon steel, flanged or screwed connections

Condensate pots are available in carbon and stainless steel



Enclosures

Weatherproof instrument enclosures, suitable for transmitters and manifolds, additional options include windows and anti-static devices



Also available

Gate globe, check and ball valves supported by both quarter turn and multi turn actuators, with 'in-house' assembly and test facilities





Sales, stocking and automation locations

PCE Teesside

45 Dukesway
Teesside Industrial Estate
Thornaby
Stockton on Tees
England TS17 9LT
T: +44 (0) 1642 768250
sales@pce-ltd.co.uk

HT-PCE

Unit 4, The Power Station
Business Park, Thermal
Road
Bromborough, Wirral
England CH62 4YD
T: +44 (0) 151 632 4163
sales@ht-pce.co.uk

PCE Uxbridge

Unit 7 Zodiac Park
High Road
Cowley
Uxbridge
England UB8 2GU
T: +44 (0) 189 564 3002
enquiries@pce-ltd.co.uk

PCE Benelux

Schillingstraat 17
2988 CT
Ridderkerk
The Netherlands
T: +31 78 890 73 73
sales@pce-bv.nl

PCE Linlithgow

1 Mill Rd Ind Estate
Linlithgow Bridge
Linlithgow
West Lothian
Scotland EH49 7DA
T: +44 (0) 1506 670444
sales@pcescot-ltd.co.uk

PCE Iberica

Carrer de L'Or, n°11
Pol Ind Riu Clar
43006 Tarragona
Spain
T: +34 977 1 990 22
ventas@pce-sl.es

Sales locations

PCE Aberdeen

H1 Hill of
RubislawAnderson
DriveAberdeenScotland
AB15 6BL
T: +44 (0) 1224 433 714
enquiries@pcescot.ltd.co.uk

PCE Germany

Ernst-Weyden-Straße 1
51105 Cologne
T: +49 (0) 162 63 10 603
vertrieb@pcegmbh.de

PCE Portugal

T: 00351 910 049 522
jose.fonseca@pce-lda.pt

PCE Belgium

T: +32 473449734
natasja@pce-benelux.be